

财务主管报告

2016—2020



各位兄弟姐妹：

欢迎参加 SEIU 第 27 届国际大会。非常开心能够和大家一起参加我们此次的在线大会。我知道，SEIU 持续了 100 年的团结和对正义的承诺精神仍然一如既往，并将引导我们度过这一前所未有的时期。

作为财务主管，我的最高级优先事项是保护我们工会的资产，并确保我们拥有必要的资源来争取经济和种族正义，以及建立我们所设想的公正社会。在此，我很高兴地报告，尽管在过去四年中发生了意图破坏我们的工会和所有工人组织的攻击，但由于我们领导层精心进行财务规划，SEIU 的财务状况仍然良好。

本报告包括 SEIU 2016 年至 2019 年经审计的财务报表摘要。我们的独立审计师一致证明，SEIU 按照最严格的会计惯例准确地报告其财务状况。根据《SEIU 宪章和章程》设立的 SEIU 审计委员会也审查了国际工会的财务状况，其报告也确认 SEIU 的账目井然有序，该报告也可供各位查看。最后，我们提供了按地区划分的详细会员数据以及对地方章程修改的回顾。

我们工会的力量是全体 SEIU 会员（包括你们）100 年来辛勤工作和奉献的成果。谢谢您。在我们面对未来的挑战时，我期待与你们并肩合作。

团结一致，

A handwritten signature in black ink that reads "Gerald Hudson".

Gerald Hudson
国际财务主管

2016-2020 概况

过去四年间，在美国、加拿大和波多黎各，我们工会受到的威胁愈演愈烈。反工会的政客在地方、州、省及联邦各级的选举中赢得了职位，并积极推行各项议程，通过破坏工会组织权和集体谈判权的活动来削弱工人的发言权。反工人的法官，包括美国最高法院的大多数法官，发布了让会员们难以维持工会的决议，违背了长期以来支持意识形态的判例。各大雇主也已经开始不遗余力，以对企业更加有利、对工人更加不利的方式来操纵规则。

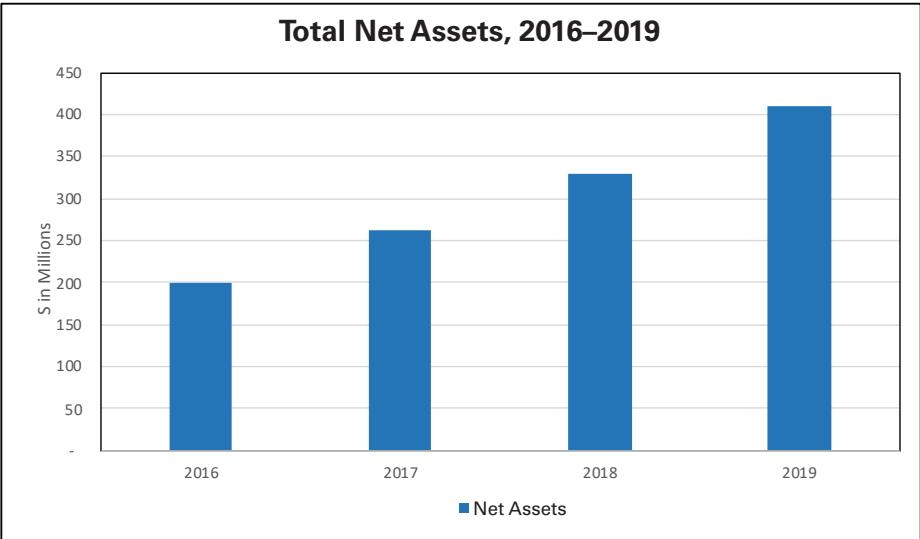
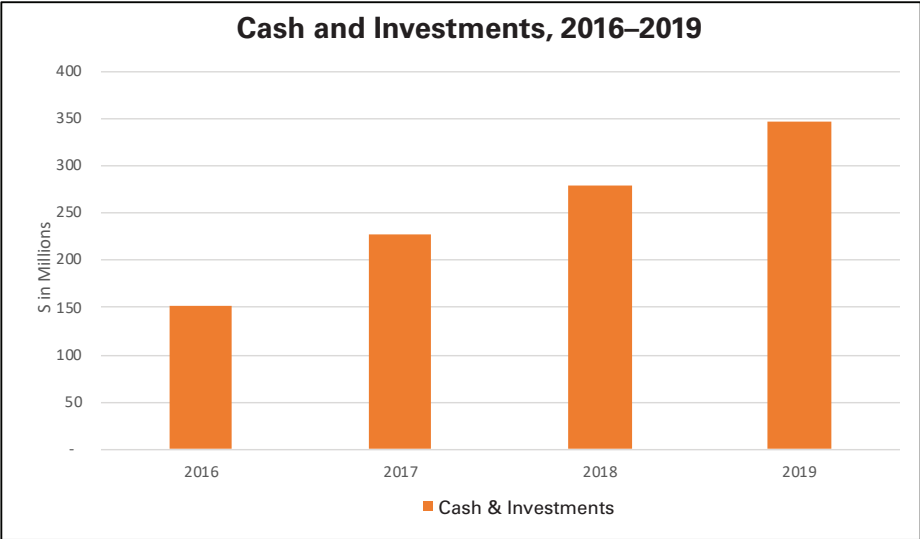
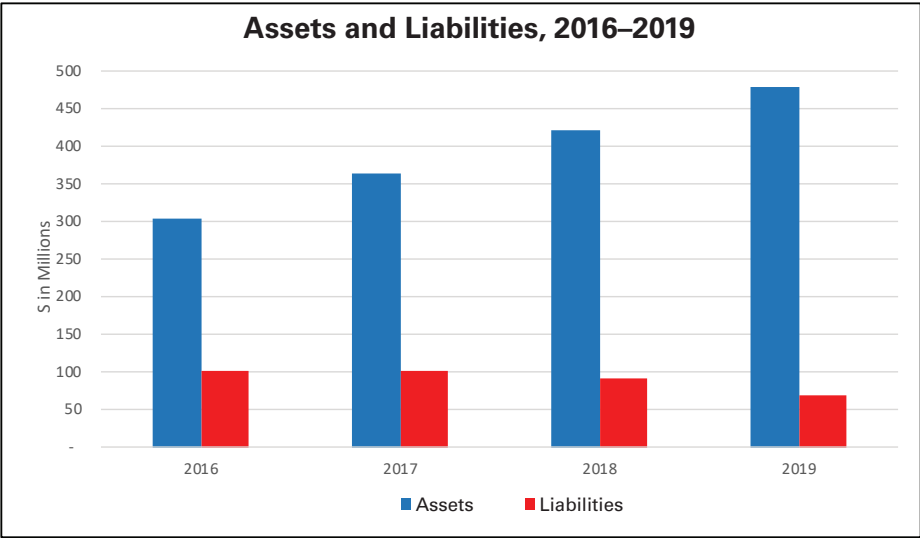
但幸运的是，SEIU 的领导者已经预见到这些威胁，采取了果断的行动，让我们能够渡过难关。2016 年大选之后，在国际执行委员会的支持下，SEIU 官员对国际工会的运营进行了重大重组。在缩减了某些职位的同时，还建立了一些新的计划，包括 Racial Justice Center (种族正义中心)、Together We Rise (共同崛起) 计划，以及工会的 Innovation and Learning Center (创新和学习中心)，帮助 SEIU 会员和当地人民面对 21 世纪的挑战。我们得到了一个更具可持续性、更加富有成效、效率更高的国际工会，并实现了显著的成本节约。

同时，SEIU 的领导者实施了一种预算方法，在针对现有和未来威胁的影响制订规划时放眼更加长远。这种方法以四个关键原则为指导：首先，预算应该既要根据我们当前所处的环境，又要根据我们预见的未来而确定；第二，工会的资源应该投入到我们争取经济和种族正义的斗争中，特别是 SEIU 大会通过的核心优先事项中；第三，我们由于合理的计划而节省的任何新资金也应该用于这项优先工作；第四，工会应保持敏感，从而利用出现的机会并应对不可预见的挑战。

这项合理的财务计划取得了不错的成果：尽管我们遭受的攻击影响了会员数量，但 SEIU 在过去四年的每一年中都保持了净资产的增长，这确保了拥有我们拥有灵活的资源来开展斗争，争取现在和未来的种族和经济正义。

展望未来，我们将继续谨慎管理我们工会的资源，一如既往地最高道德标准和我们公正社会的共同愿景作为指导。

请仔细阅读下面的财务报表和图表，以更好地了解 SEIU 领导者如何共同使我们的工会保持良好的财务状况，以在未来几年内为我们所有会员和工作人员提供服务。



SERVICE EMPLOYEES INTERNATIONAL UNION, CTW, CLC CONSOLIDATED STATEMENT OF FINANCIAL POSITION

For the Period Ending: December 31, 2019, 2018, 2017 and 2016

	2016	2017	2018	2019
ASSETS				
Cash and Cash Equivalents	63,506,049	115,905,953	164,135,818	192,290,415
Investments	105,724,895	110,889,411	114,910,341	155,074,399
Per Capita tax recievable	27,976,601	32,996,209	31,440,943	28,932,258
Loans recievable	13,506,864	13,615,189	19,887,400	16,652,137
Accounts Recievable	3,460,647	3,231,102	4,040,118	4,616,073
Contributions recievable	48,540	55,904	876,515	0
Interest and Dividends recievable	490,071	572,051	817,779	836,564
Dues from broker for securities sold	551,193	802,851	790,623	0
Deferred rental income	2,750,508	3,625,482	3,803,094	3,643,637
Deferred leasing costs- net	1,895,511	1,885,603	1,641,717	1,392,473
Prepaid expenses and deposits	2,319,072	779,450	2,219,908	1,363,801
Property, equipment and improvements-net	80,974,293	79,500,204	77,326,025	74,603,086
Total Assets	303,204,244	363,859,409	421,890,281	479,404,843

LIABILITIES

Accounts Payable	20,632,795	25,258,924	19,438,748	25,555,394
Accrued Salaries and vacation	4,250,306	3,859,701	3,816,074	4,135,989
Due to broker for securities purchases	799,844	797,372	1,001,609	256,737
Deferred rent	84,206	16,237	121,567	0
Escrow liability	0	0	222,082	0
Note payable	63,707,726	60,983,605	58,094,343	39,115,124
Interest rate swap liability	13,428,419	11,477,960	9,078,476	0
Total Liabilities	102,903,296	102,393,799	91,772,899	69,063,244

NET ASSETS

Unrestricted	197,785,836	253,071,048	322,386,342	383,714,108
Temporarily restricted	2,515,112	8,394,562	7,731,040	26,627,491
Total Net Assets	200,300,948	261,465,610	330,117,382	410,341,599

Total Liabilities and net assets	303,204,244	363,859,409	421,890,281	479,404,843
---	--------------------	--------------------	--------------------	--------------------

SERVICE EMPLOYEES INTERNATIONAL UNION, CTW, CLC

CONSOLIDATED STATEMENT OF FINANCIAL POSITION

For the Period Ending: December 31, 2019, 2018, 2017 and 2016

	2016	2017	2018	2019
REVENUES				
Per capita tax-net	257,333,557	248,078,653	236,937,905	234,342,585
Contributions	45,392,121	29,183,285	33,872,681	36,353,407
Interest and dividends	3,145,181	3,518,929	5,529,692	6,846,103
Rental income	4,914,721	4,388,361	4,240,016	4,071,780
Settlement income	2,208,611	1,409,400	955,875	30,254
Other income	17,537,820	22,598,696	13,794,650	6,841,065
Net appreciation (depreciation) on investments	1,992,222	2,198,900	(4,379,619)	11,243,537
Gain on interest swap agreements	2,373,696	1,950,459	2,399,484	(360,524)
Total Revenue	334,897,929	313,326,683	293,350,684	299,368,207

EXPENSES

Employment costs				
Salaries	55,398,896	50,986,718	43,631,797	45,656,325
Benefits	24,962,961	23,574,831	19,628,564	20,435,797
Travel and reimbursed expenses	13,629,579	9,903,271	8,071,096	8,273,457
Total Employment costs	93,991,436	84,464,820	71,331,457	74,365,579
Administrative expenses				
Professional fees	56,155,335	31,492,847	21,816,758	24,544,597
Non-employee generated expenses	7,771,172	6,327,827	8,716,971	3,607,458
Finance and other admin	10,961,560	11,740,783	3,761,271	8,656,896
Rent, utilities, and building maintenance	3,596,820	3,725,933	3,723,832	4,543,475
Computer related expenses	649,123	309,272	381,844	453,574
Printing	407,500	183,808	164,672	164,322
Postage	365,819	134,697	130,658	154,108
Telephone services and supplies	618,082	390,623	296,585	176,737
Total administrative expenses	80,525,411	54,305,790	38,992,591	42,301,167

SERVICE EMPLOYEES INTERNATIONAL UNION, CTW, CLC

CONSOLIDATED STATEMENT OF FINANCIAL POSITION

For the Period Ending: December 31, 2019, 2018, 2017 and 2016


	2016	2017	2018	2019
Other Expenses				
Subsidies, payments, and withdrawals	52,886,679	47,055,411	52,096,920	43,520,590
Political program expense	16,448,566	27,508,805	19,443,713	22,050,937
Contributions	21,273,890	10,824,838	22,764,286	16,504,351
Communications and media	21,847,971	8,222,493	8,807,510	4,185,333
Convention, conference and meeting	16,196,600	4,509,684	2,798,640	6,137,877
Affiliation payments	6,334,912	6,324,052	5,503,795	5,712,641
Depreciation and amortization	2,544,964	2,605,647	2,684,156	2,815,602
Other union expenses (income)	(365,139)	140,481	275,844	182,916
Early retirement offer	0	6,200,000	0	1,366,997
Total Other Expenses	137,168,443	113,391,411	114,374,864	102,477,244
TOTAL EXPENSES	311,685,290	252,162,021	224,698,912	219,143,990
CHANGE IN NET ASSETS	23,212,639	61,164,662	68,651,772	80,224,217
NET ASSETS AT BEGINNING OF YEAR	177,088,309	200,300,948	261,465,610	330,117,382
NET ASSETS AT END OF YEAR	200,300,948	261,465,610	330,117,382	410,341,599

服务业雇员国际工会
审计委员会报告
2020年4月13日


服务业雇员国际工会 (SEIU) 审计委员会于北美东部夏令时 2020 年 4 月 13 日 (星期一) 下午 3:30 召开视频会议，来自 WithumSmith+Brown 的独立审计人员参加了此次会议，会议目的为审查于 2019 年 12 月 31 日结束之年度的 SEIU 财务报表。

我们，即在下方签名的 SEIU 审计委员会成员，谨此证明，我们已经审查并一致接受了由独立审计人员提供的报告，并认为 SEIU 的合并审计财务报表符合要求。我们确认，审计人员提交了未经修改的意见，认为：根据公认的会计原则，SEIU 的财务报表真实、公正地反映了组织的财务状况。

谨此提交，



Cliff Cohn



Tricia Schroeder



Faith Culbreath



Milly Silva



Laura Garza, Chair



Denise Solis



Maggie Laslo

SEIU LOCAL MEMBERSHIP

12-Month Average as of 12/31/19

Local No.	Local Union Name	Division 1	Division 2	Membership
L00001	SEIU Local 1	Property	--	40,980
L000010N	SEIU Local 1.ca	Canada	--	53,900
L000020N	SEIU Local 2.ca	Canada	--	15,451
L00003FO	SEIU Local 3 F&O	Property	--	857
L00006	SEIU Local 6	Property	--	6,653
L00008FO	SEIU F&O Local 8	Property	--	147
L00010MD	Doctor's Council, SEIU	Health	--	3,055
L00015	SEIU Local 15	Public	--	530
L00016	SEIU Local 16	Property	--	13
L00021	SEIU Local 21	Public	--	35
L00021LA	SEIU Local 21LA	Public		954
L00026	SEIU Local 26	Property	--	6,071
L00032BJ	SEIU Local 32BJ	Property	--	151,349
L00034 Z	SEIU Local 34Z	Property	--	51
L00049	SEIU Local 49	Health	Property	11,108
L00051	SEIU Local 51	Property	--	29
L00073	SEIU Local 73	Public	--	24,047
L00087	SEIU Local 87	Property	--	3,640
L00098	SEIU Local 98	Public	--	183
L00099	SEIU Local 99	Public	--	25,570
L00101	SEIU Local 101	Property	--	10
L00105	SEIU Local 105	Health	Property	7,051
L00113	SEIU Healthcare Minnesota	Health	--	17,304
L00116	SEIU Local 116	Public	--	207
L00121RN	SEIU Local 121RN	Health	--	7,734
L00138	SEIU Local 138	Public	--	61
L00152	SEIU Local 152	Property	--	87
L00168	SEIU Local 168	Public	--	8
L00175	SEIU Local 175	Property	--	500
L00176	SEIU Local 176	Property	--	553
L00177	SEIU Local 177	Property	--	711
L00188	SEIU Local 188	Property	--	559
L00192B	SEIU Local 192B	Public	--	45
L00199	SEIU Local 199	Health	Public	585

SEIU LOCAL MEMBERSHIP

12-Month Average as of 12/31/19

Local No.	Local Union Name	Division 1	Division 2	Membership
L00200FO	SEIU Local 200 F&O	Property	--	95
L00200U	SEIU Local 200United	Public	Healthcare	10,317
L00205T	SEIU Local 205T	Public	--	3,275
L00211	SEIU Local 211	Property	--	129
L00221	SEIU Local 221	Public	--	6,427
L00226	SEIU Local 226	Public	--	909
L00228	SEIU Local 228	Public	--	14
L00246	SEIU Local 246	Public	--	1,506
L00252	SEIU Local 252	Property	--	1,028
L00263	SEIU Local 263	Public	--	96
L00265	SEIU Local 265	Property	--	246
L00280	SEIU Local 280	Property	--	874
L00284	SEIU Local 284	Public	--	6,420
L00298	SEIU Local 298	Canada	--	18,128
L00300	SEIU Local 300	Public	--	956
L00316	SEIU Local 316	Public	--	195
L00334	SEIU Local 334	Property	--	154
L00400PG	SEIU Local 400PG	Public	--	956
L00401	SEIU Local 401	Public	--	217
L00444	SEIU Local 444	Public	--	1,207
L00500	SEIU Local 500	Public	--	8,391
L00503	SEIU Local 503	Public	--	41,251
L00506	SEIU Local 506	Public	--	840
L00509	SEIU Local 509	Public	--	16,741
L00511	SEIU Local 511	Public	--	3,409
L00512	SEIU Virginia 512	Health	Public	2,315
L00513	SEIU Local 513	Public	--	408
L00517M	SEIU Local 517M	Public	--	4,671
L00521	SEIU Local 521	Public	--	32,775
L00526M	SEIU Local 526M (MI Corrections Organization)	Public	--	5,472
L00541	SEIU Local 541	Property	--	452
L00553	SEIU Local 553	Property	--	21
L00560	SEIU Local 560	Property	--	503
L00563	SEIU Local 563	Public	--	124

SEIU LOCAL MEMBERSHIP

12-Month Average as of 12/31/19

Local No.	Local Union Name	Division 1	Division 2	Membership
L00572	SEIU Local 572	Public	--	40
L00580	SEIU Local 580	Public	--	763
L00592	SEIU Local 592	Canada	--	515
L00598	SEIU Local 598	Public	--	1,494
L00612	SEIU Local 612	Property	--	299
L00620	SEIU Local 620	Public	--	2,432
L00621	SEIU Local 621	Public	--	209
L00668	SEIU Local 668	Public	--	15,434
L00704	SEIU Local 704	Public	--	343
L00721	SEIU Local 721	Public	--	82,644
L00722	SEIU Local 722	Health	--	2,700
L00775	SEIU Local 775	Health	--	42,020
L00777FO	SEIU Local 777 F&O	Property	--	80
L00800	UES Section 800	Canada	--	18,983
L00888	SEIU Local 888	Public	--	7,634
L00925	SEIU Local 925	Public	--	12,736
L01000	SEIU Local 1000	Public	--	56,275
L01021	SEIU Local 1021	Public	--	47,653
L01107	SEIU Nevada, Local 1107	Health	Public	8,411
L01199NE	SEIU Healthcare 1199NE	Health	Public	25,501
L01199NW	SEIU Healthcare 1199NW	Health	--	23,296
L01199NY	SEIU 1199 United Healthcare Workers East	Health	--	234,536
L01199P	SEIU Healthcare Pennsylvania	Health	--	21,522
L01199UG	SEIU 1199 Union General de Trabajadores	Health	--	10,193
L01199WO	SEIU District 1199 WV/KY/OH	Health	Public	21,814
L01876	SEIU Local 1876 (CO WINS)	Public	--	1,794
L01948	SEIU Local 1948 (Public School Employees of WA)	Public	--	27,388
L01957	Committee of Interns and Residents, SEIU	Health	--	11,859
L01973	SEIU Local 1973 (Congress of CT Community Colleges)	Public	--	1,356
L01983	SEIU Local 1983 (CA Faculty Association)	Public	--	14,744
L01984	SEIU Local 1984 (State Employees Association of NH)	Public	--	6,572
L01989	SEIU Local 1989 (ME Service Employees Association)	Public	--	6,277
L01990	SEIU Local 1990	Public	--	1,087
L01991	SEIU Local 1991	Health	--	4,283

SEIU LOCAL MEMBERSHIP

12-Month Average as of 12/31/19

Local No.	Local Union Name	Division 1	Division 2	Membership
L01996	SEIU Local 1996 (Sindicato Puertorriqueno de Trabajadores)	Public	--	9,697
L02001	SEIU Local 2001 (CT State Employees Association)	Public	--	8,433
L02005	SEIU United Healthcare Workers West	Health	--	97,664
L02007	SEIU Local 2007	Property	--	1,177
L02008	SEIU Local 2008 (State Employees Association of NC)	Public	--	45,766
L02015	SEIU Local 2015	Health	--	191,242
L02579	SEIU Local 2579 (CA State University Employees Union)	Public	--	11,695
L04053	NYS Public Employees Federation	Public	--	26,072
L05000	National Association of Government Employees	Public	--	42,000
LFPSU	SEIU Florida Public Services Union	Public	--	5,449
LHCIL	SEIU Healthcare IL IN MO KS	Health	Public	59,030
LHCWI	SEIU Healthcare Wisconsin	Health	--	2,334
LMIHU	SEIU Healthcare Michigan	Health	--	6,402
LTEXAS	SEIU Texas	Health	Public	2,418
LUSWW	SEIU United Service Workers-West	Property	--	44,194
LWESTCA	SEIU West.ca	Canada	--	12,748
LWU-50	Local 50, Workers United	Property	--	6,080
LWU-CMW	Chicago and Midwest Regional Joint Board, Workers United	Property	--	12,546
LWU-LDFS	Laundry, Distribution and Food Service Joint Board, Workers United	Property	--	7,676
LWU-MATL	Mid-Atlantic Regional Joint Board, Workers United	Property	--	4,351
LWU-NYM	New York Metropolitan Area Joint Board, Workers United	Property	--	481
LWU-NYNJ	New York New Jersey Regional Joint Board, Workers United	Property	--	5,580
LWU-ONT	Workers United Canada Council	Canada	Property	9,895
LWU-PA	Pennsylvania Joint Board, Workers United	Property	--	4,588
LWU-PHILA	Philadelphia Joint Board, Workers United	Property	--	2,192
LWU-RR	Rochester Regional Joint Board, Workers United	Property	--	3,076
LWU-SOUTH	Southern Regional Joint Board, Workers United	Property	--	6,699
LWU-SW	Southwest Regional Joint Board, Workers United	Property	--	1,323
LWU-WEST	Western States Regional Joint Board, Workers United	Property	--	7,681
Grand Total				1,901,936

CHARTERS ISSUED (2016-2020 CONVENTION)

Date	Local/Affiliate	Location
June 1, 2017	SEIU National Fast Food Workers Union	National

Mergers/Affiliations/Transfers (2016-2020 Convention)

Date	Local/Affiliate	Location
June 15, 2016	SEIU Arizona Local 48 into AFSCME Locals 449 and 2960	Arizona
October 31, 2017	Affiliation/merger of independent organizing committees with/into SEIU National Fast Food Workers Union: Fast Food Workers Committee Los Angeles Organizing Committee Michigan Workers Organizing Committee Mid-South Organizing Committee Milwaukee Workers Organizing Committee Southern Workers Organizing Committee Western Workers Organizing Committee Workers Organizing Committee of Chicago	National
July 30, 2018	Unions des Travailleurs et Travailleuses Industriels et de Service/Workers United ("UTIS") into SEIU Local 800	Quebec, Canada

TRUSTEESHIPS IN EFFECT (2016-2020 CONVENTION)

Local/Affiliate	Location	Date Imposed	Date Lifted
Local 535	California	February 29, 2008	September 1, 2019 (Charter Dissolved)
CUHW, Local 4034, AFSCME/SEIU	California	June 2, 2015	
Local 73	Illinois	August 3, 2016	November 8, 2018
Healthcare Michigan	Michigan	February 14, 2017	December 4, 2019
Healthcare Nevada, Local 1107	Nevada	April 28, 2017	March 22, 2019

CHARTERS DISSOLVED (2016-2020 CONVENTION)

Date	Local/Affiliate	Location
September 1, 2019	535	California



Mary Kay Henry
International President

Gerry Hudson
International Secretary-Treasurer

Neal Bisno
Executive Vice President

Luisa Blue
Executive Vice President

Heather Conroy
Executive Vice President

Leslie Frane
Executive Vice President

Valarie Long
Executive Vice President

Rocio Sáenz
Executive Vice President